


TECHNICAL DATA SHEET

TECHNICAL DATA

Number of stage : 1 thru 8 (fabricated)
Inlet connection : 18" (455 mm) flange, PN 10 DN 450
Outlet connection : 14" (355 mm) flange, PN 10 DN 350
Operating speed : 3550 rpm in direct drive (60Hz), with gear box or V-belts
Lubrication : Oil type with constant level
Impeller diameter : 26" (662 mm)
Impeller tip speed : 405 fps (122 m / sec)
First critical speed : 4505 rpm (7 stages)
Drive : Direct drive or gear box or V-belts
Vibration tolerance : 1.34 mils peak-to-peak (4,5 mm/s RMS)
Balance piston : From 5 to 8 stages
Shaft end : 2" 9/16 (65 mm) , inlet end drive standard

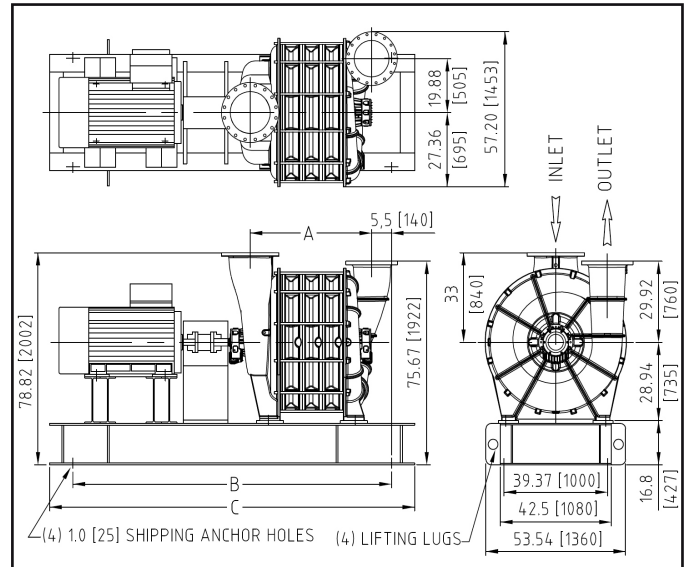
"451" SERIES



AIR & GAS

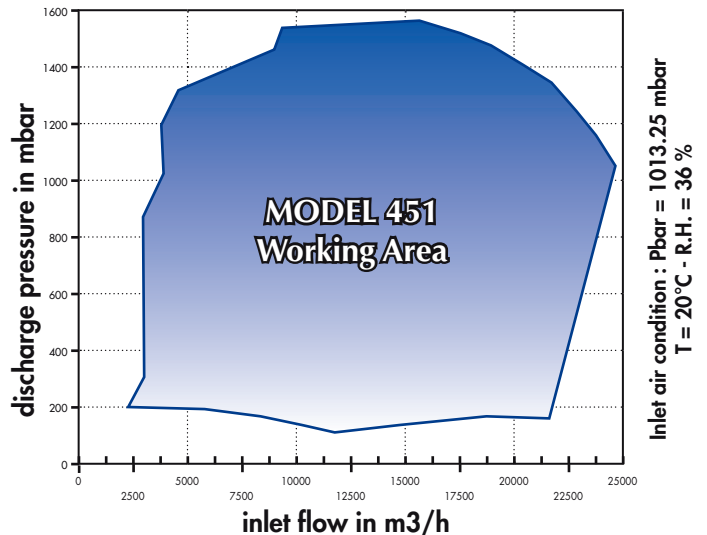
MATERIALS OF CONSTRUCTION

Head, Sections, Bearing housings : Cast iron FGL 250
Tie rods : 13/16" (20 mm) diameter cold drawn steel A60
Joint sealing compound : RTV IS502 Silicone
Seals (air) : Graphit rings each end
Seals (gas) : Four carbon rings each end with inert gas injection
Bearings : Ball bearings 6316 C3 PER AFBMA B10 STANDARD
Shaft : Carbon steel C35 (stainless steel available)
Impellers : Fabricated aluminium 5754/6082T6
Baffle rings : Stainless steel
Motor pedestal : UPN roll carbon steel.
Base frame installation : Anchor bolts or antivibrations pads



BLOWER SIZE	"A"	"B"	"C"	WEIGHT		Rotor moment of inertia kg.m ²
				LBS	Kg	
451.01	23.66 (601)	106 (2700)	118 (3000)	5860	2650	34.94
451.02	31.42 (798)	122 (3100)	134 (3400)	7500	3400	74.56
451.03	39.17 (995)	130 (3300)	144 (3650)	9170	4150	119.15
451.04	46.93 (1192)	142 (3600)	154 (3900)	10340	4680	158.76
451.05	54.68 (1389)	150 (3800)	162 (4100)	11980	5420	198.38
451.06	62.44 (1586)	158 (4000)	173 (4400)	13060	5910	237.99
451.07	70.20 (1783)	161 (4100)	177 (4500)	16265	7360	277.61
451.08	77.95 (1980)	165 (4200)	185 (4700)	17290	7825	314.70
451.09	85.71 (2177)	177 (4500)	197 (5000)	18385	8320	353.96

DIMENSIONS ARE IN INCHES AND (MM)
ACTUAL DIMENSIONS MAY VARY SLIGHTLY TO SUIT APPLICATION



Values, dimensions and reference in this brochure are approximate and intended as a guide only, not for construction and are subject to change without notice.

CONTINENTAL INDUSTRIE SAS . CONTINENTAL INDUSTRIE SAS . CONTINENTAL INDUSTRIE SAS .

